

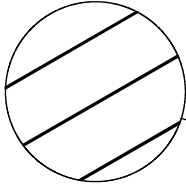
10'-24' STEEL FLAT DECK

ALSO AVAILABLE IN DUMP

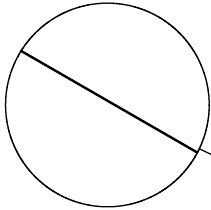


CUSTOM FABRICATION

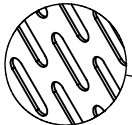
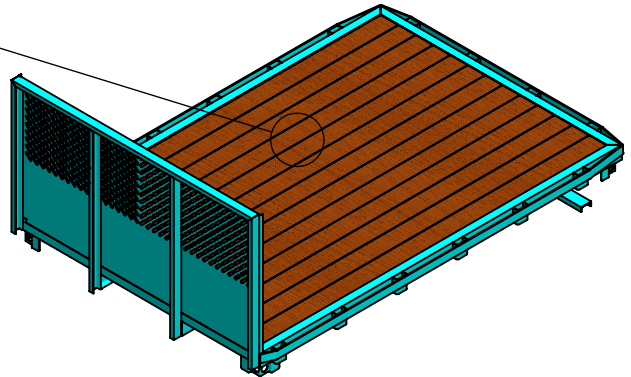
519-842-7200
www.vothtruckbodies.com



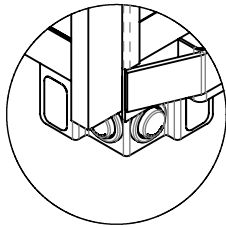
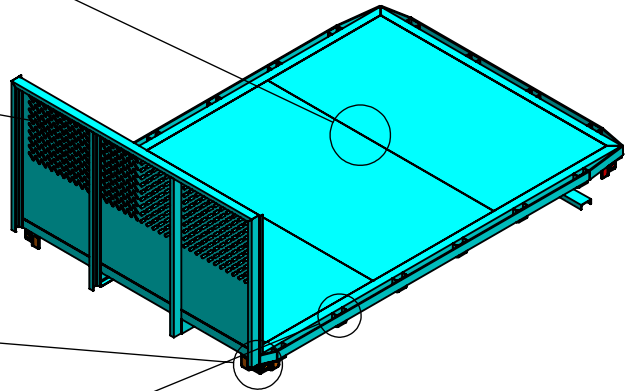
OPTIONAL 1-5/16" APITONG SHIPLAP
HARDWOOD FLOOR



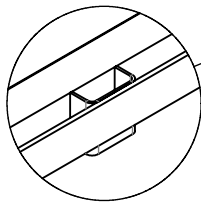
SMOOTH 10GA - 3/16" FLOOR
OPTIONAL 1/8" - 3/16" CHECKER PLATE FLOOR



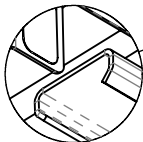
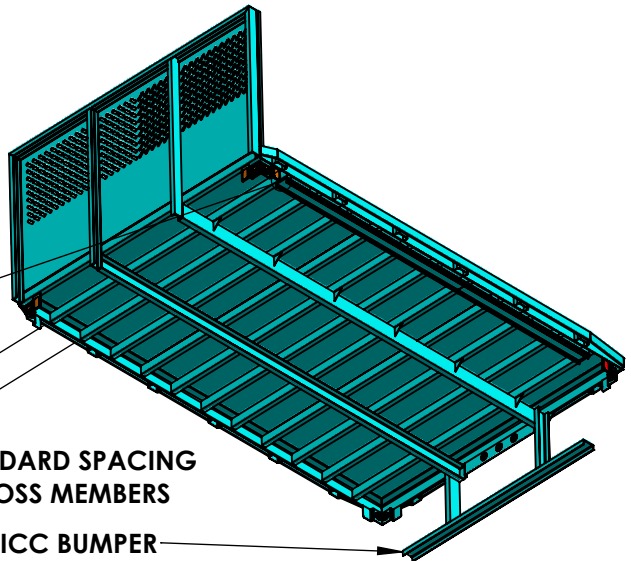
CNC CUT WINDOW



ALL LED MARKER LIGHTING



OPTIONAL INSIDE OR
OUTSIDE STAKE POCKETS WITH RUB RAIL



OPTIONAL WINCH TRACKING

12" STANDARD SPACING
OF CROSS MEMBERS

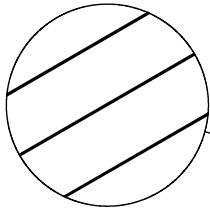
OPTIONAL ICC BUMPER

10'-24' ALUMINUM FLAT DECK

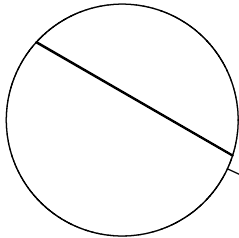
ALSO AVAILABLE IN DUMP



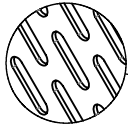
CUSTOM FABRICATION
519-842-7200
www.vothtruckbodies.com



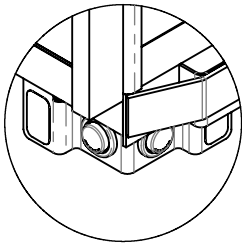
OPTIONAL 1-5/16" APITONG SHIPLAP
HARDWOOD FLOOR



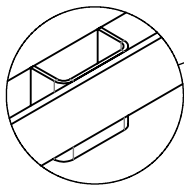
SMOOTH 3/16" FLOOR
OPTIONAL 3/16" CHECKER PLATE FLOOR



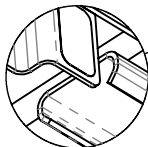
CNC CUT WINDOW
SCALE 1 : 8



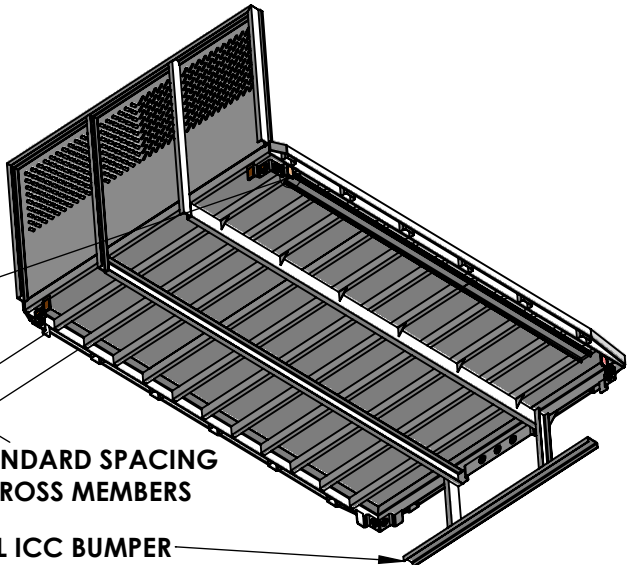
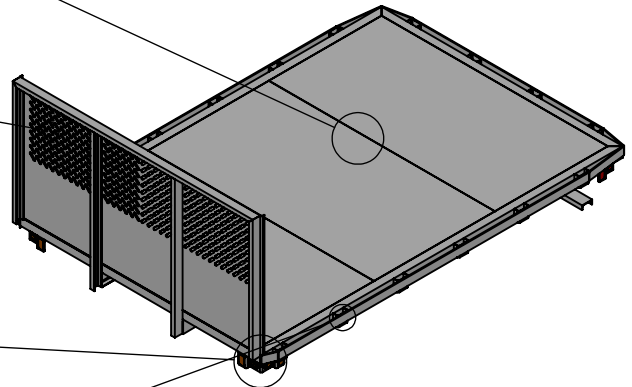
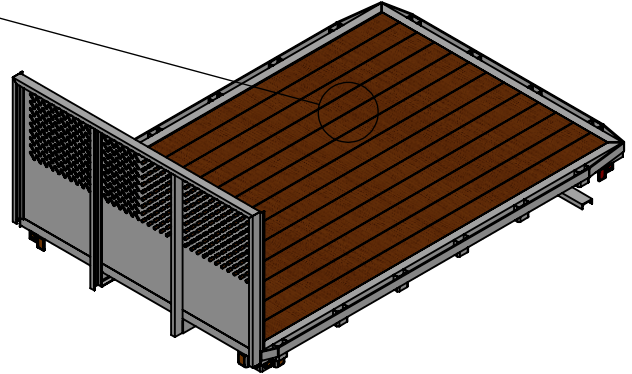
ALL LED MARKER LIGHTING



OPTIONAL INSIDE OR
OUTSIDE STAKE POCKETS WITH RUB RAIL



OPTIONAL WINCH TRACKING



12" STANDARD SPACING
OF CROSS MEMBERS

OPTIONAL ICC BUMPER