

CAR MATE®

TRAILERS INC. ★★★★★

ANGLE IRON LANDSCAPE EQUIPMENT

STANDARD FEATURES

- 9,990# GVWR, Tandem Axle
- (2) 6000# Genuine Dexter Spring Axles w/E-Z Lube® Hubs
- 225/75R15 D Range Tires
- White Spoke Wheels - Bolt Pattern: 6 - 5 1/2
- Forward Self Adjusting Electric Brakes w/Breakaway Kit & Charger
- 2 5/16" Coupler/Ball Size
- 7 Pole Light Plug Connector
- 2000# Tongue Jack
- Safety Chains and Hooks
- 102" Overall Width
- 80" Between Wheel Wells
- Deck Height: 22"
- 13 1/2" Angle Iron Side Rails
- 82" W x 48" H Mesh Gate w/Spring Assist
- 1 1/2" Treated Plank Deck
- Steel Diamond Plate Fenders
- LED Lighting - LIFETIME WARRANTY



ANGLE IRON LANDSCAPE EQUIPMENT TRAILER SPECIFICATIONS

Size	8' x 14'	8' x 16'	8' x 18'	8' x 20'
Model #	CM814A-EQ	CM816A-EQ	CM818A-EQ	CM820A-EQ
Deck Size	102" W x 14' L	102" W x 16' L	102" W x 18' L	102" W x 20' L
Frame	3" x 5" x 1/4" Angle			3" x 5" x 5/16" Angle

SKID STEER



STANDARD FEATURES

- (2) 6000# Genuine Dexter Spring Axles w/E-Z Lube® Hubs
- White Spoke Wheels
- Forward Self Adjusting Electric Brakes w/Breakaway Kit & Charger
- 2 5/16" Adjustable Coupler
- 7 Pole Light Plug Connector
- 8000# Drop Leg Jack
- Safety Chains and Hooks
- HD Stake Pockets
- 14" x 48" Angle Iron Ramps w/Support Leg
- Spring Assist Ramps
- 1 1/2" Treated Plank Deck
- 3" x 5" Angle Frame
- Steel Diamond Plate Fenders w/Solid Backers
- LED Lighting - LIFETIME WARRANTY

SKID STEER SPECIFICATIONS

Size	79" x 12'	79" x 14'	79" x 16'	78" x 18'	78" x 20'
Model #	CM612SS	CM614SS	CM616SS	CM618SS	CM620SS
GVWR	9990# GVWR Standard			9990# or 12,000# GVWR Standard	
Tires	225/75R15 D Range - 6 Bolt			235/80R16 E Range - 8 Bolt	
Width Between Wheel Wells	79"			78"	
Overall Width	102"				
Deck Height	17"			22"	
Fender Height	15"			13 1/2"	

Optional 14,000# GVWR with (2) 7000# Axles and 235/80R16 E Tires
Conspicuity Striping required over 10,000# GVWR



www.carmate-trailers.com
Trailers That Work For A Living!



CAR MATE[®]

TRAILERS INC. ★★★★★

D.O.W. EQUIPMENT TRAILER



Some Photos Include Options


STANDARD FEATURES

- 7 Pole Light Plug Connector
- 1 1/2" Treated Plank Deck
- 8 GA. Stake Pockets with 2 1/2" Rub Rail
- 2" x 6" x 1/8" Structural Steel Tube Frame
- 12 Ga. Steel Floor
- Straight Deck
- LED Lighting - LIFETIME WARRANTY


D.O.W. EQUIPMENT TRAILER SPECIFICATIONS

Ball Pull Equipment Trailers							Gooseneck Equipment Trailers					
8.5' x 14'	8.5' x 16'	8.5' x 18'	8.5' x 20'	8.5' x 22'	8.5' x 24'	Size	8.5' x 14'	8.5' x 16'	8.5' x 18'	8.5' x 20'	8.5' x 22'	8.5' x 24'
CM814E	CM816E	CM818E	CM820E	CM822E	CM824E	Model #	CM814E/GN	CM816E/GN	CM818E/GN	CM820E/GN	CM822E/GN	CM824E/GN
9990# GVWR - (2) 6000# Dexter Spring Axles w/E-Z Lube [®] Hubs						GVWR/Axles	9990# GVWR - (2) 6000# Dexter Spring Axles w/E-Z Lube [®] Hubs					
Forward Self Adjusting Electric Brakes w/Breakaway Kit & Charger						Brakes	Forward Self Adjusting Electric Brakes w/Breakaway Kit & Charger					
225/75R15 D Range w/White Spoke Wheels						Tires/Wheels	225/75R15 D Range w/White Spoke Wheels					
2 5/16" Adjustable Coupler or Lunette Eye						Coupler	2 5/16" Ball					
8000# Drop Leg Jack						Jack	Single Leg Landing Gear					
97"						Deck Width	97"					
14'	16'	18'	20'	22'	24'	Deck Length	14'	16'	18'	20'	22'	24'
101 1/2"						Overall Width	101 1/2"					
18' 8"	20' 8"	22' 8"	24' 8"	26' 8"	28' 8"	Overall Length	21' 2"	23' 2"	25' 2"	27' 2"	29' 2"	31' 2"
37"						Platform Height	37"					
Optional 12,000# GVWR requires 235/80R16 E Tires - Optional 14,000# GVWR with (2) 7000# Axles and 235/80R16 E Tires - Conspicuity Striping required												


OPTIONAL COLORS



BLACK



RED



YELLOW



GREEN



DEALER IMPRINT

